

Dimensions

GFL□□-2M H□R

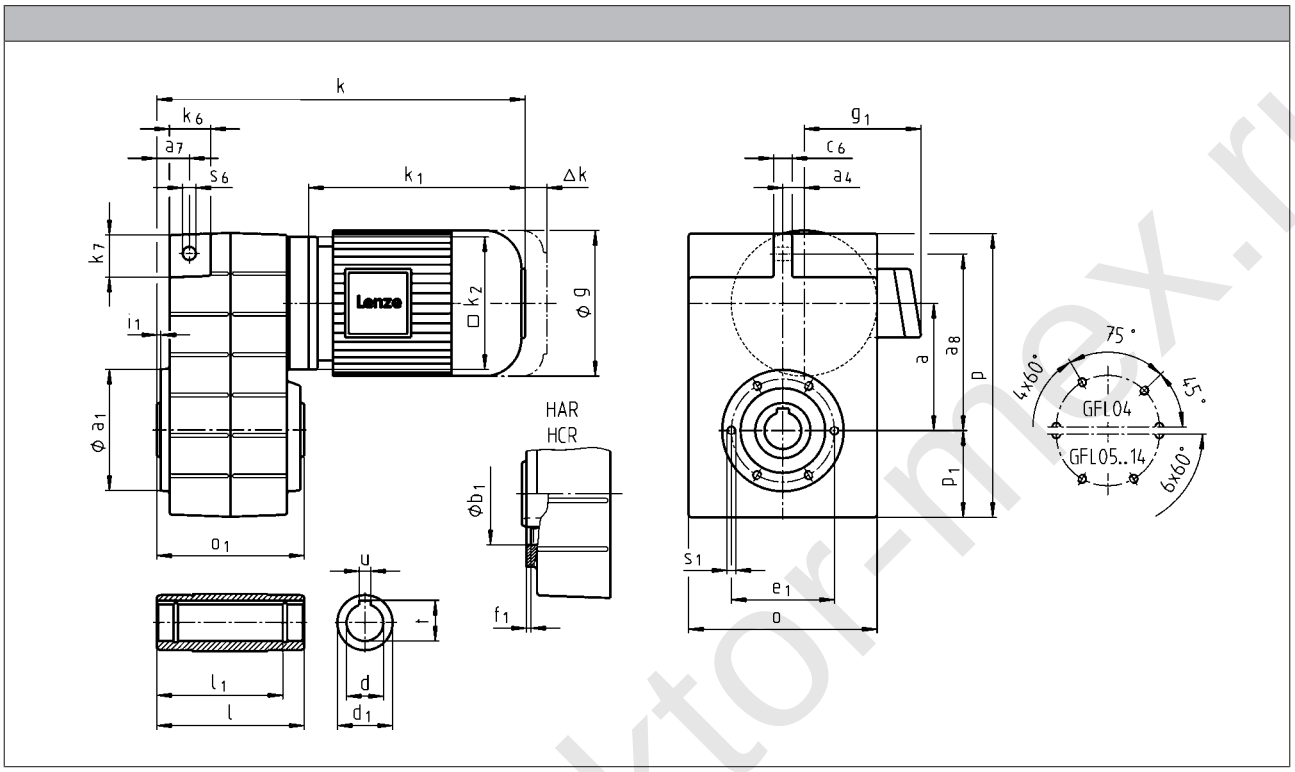

		063C11 063C12 063C31 063C32	063C42	071C11	071C13 071C31 071C32 071C33 071C42	080C11	080C13 080C31 080C32 080C33 080C42	090C11	090C31	090C32	100C12
g		123		139		156		176			194
g_1	MDEMAXX	100		109		150		157			166
	MDEMABR	107		118		132		137			147
k_1	MDEMAXX	187		207		224.5		274		248	309
k_2		120				145		180			
Δ k	MDEMABR	40		52		73		68			76
	MDFMAXX	128									109
	MDFMABR	170		165		183		181			170
		k									
	GFL04	312		332		354					
	GFL05		333	353		376		435		409	470
	GFL06		346		366	389		448		422	483
	GFL07						422	481		455	516
	GFL09								515	489	550
	GFL11										591

6.2

www.redukt0r-mex.ru

GFL shaft-mounted helical gearbox

Technical data



		100C31	100C32 100C41	112C22 112C31	112C32 112C41	132C21 132C22 132C32	160C22	160C32	180C12 180C32	180C42	225C12 225C22
g		194		218		258	310		348		447
g_1	MDEMAXX	166		176		195	210		230		346
	MDEMABR	147		158		187	210		230		346
k_1	MDEMAXX	309		319	363	403	457.5	501.5	561	618	848
k_2		180		222		265	300				
Δ k	MDEMABR	76		90		109.5	105		113		
	MDFMAXX	109		102		115	149			155	213
	MDFMABR	170		183		201.5	179		215		213
		k									
	GFL05	470									
	GFL06	483		499	543						
	GFL07	516		532	576	624	684	728			
	GFL09	550		566	610	658	718	762	821	878	
	GFL11		591	607	651	699	759	803	862	919	1149
	GFL14			652	696	744	804	848	907	964	1194

	a	a_4	a_7	a_8	c_6	k_6	k_7	o[1]	p[1]	p_1	s_6
GFL04	90.5	12.5	22.5	128	14	32	35	148	214	69	12.5
GFL05	112.5	18.5	29	155	16	35	38	165	252	78	14
GFL06	140	22	35	195	20	46	46	206	315	98	14
GFL07	173	29	44	240	25	56	56	256	386	118	18
GFL09	220	37.5	50	300	32	70	70	318	486	149	22
GFL11	276.5	50	65	375	40	84	90	395	600	181	26
GFL14	339	65	80	455	50	100	114	490	740	228	32

	d[2]	d_1	l	l_1	u	t	i_1	o_1	a_1	b_1	e_1	f_1	s_1
	H7				JS9	+0,2				H7			
GFL04	25 30	45 45	115 115	100 100	8 8	28.3 33.3	2.5 2.5	115 115	110	75	90	3	M6x12
GFL05	30 35	50 50	140 140	124 124	8 10	33.3 38.3	4 4	140 140	118	80	100	4	M8x14
GFL06	40 45	65 65	160 160	140 140	12 14	43.3 48.8	5 5	160 160	140	100	120	4	M10x16
GFL07	50 55	75 75	200 200	175 175	14 16	53.8 59.3	5 5	200 200	165	115	140	5	M12x18
GFL09	60 70	95 95	240 240	210 210	18 20	64.4 74.9	5 5	240 240	205	145	175	6	M16x24
GFL11	70 80	105 105	290 290	250 250	20 22	74.9 85.4	6 6	290 290	240	170	205	6	M20x32
GFL14	100	135	350	305	28	106.4	7	350	290	170	250	6	M24x35

[1] k_2 !
[2] Not suitable for through machine shaft at motor end:
GFL04-2M H□□ 080C□□; d=30
GFL05-2M H□□ 100C□□; d=35
GFL06-2M H□□ 132C□□; d=40/45
GFL07-2M H□□ 160C□□; d=50/55
GFL11-2M H□□ 225C□□; d=80

www.redukto-mex.ru



Dimensions

GFL□□-2M HCK

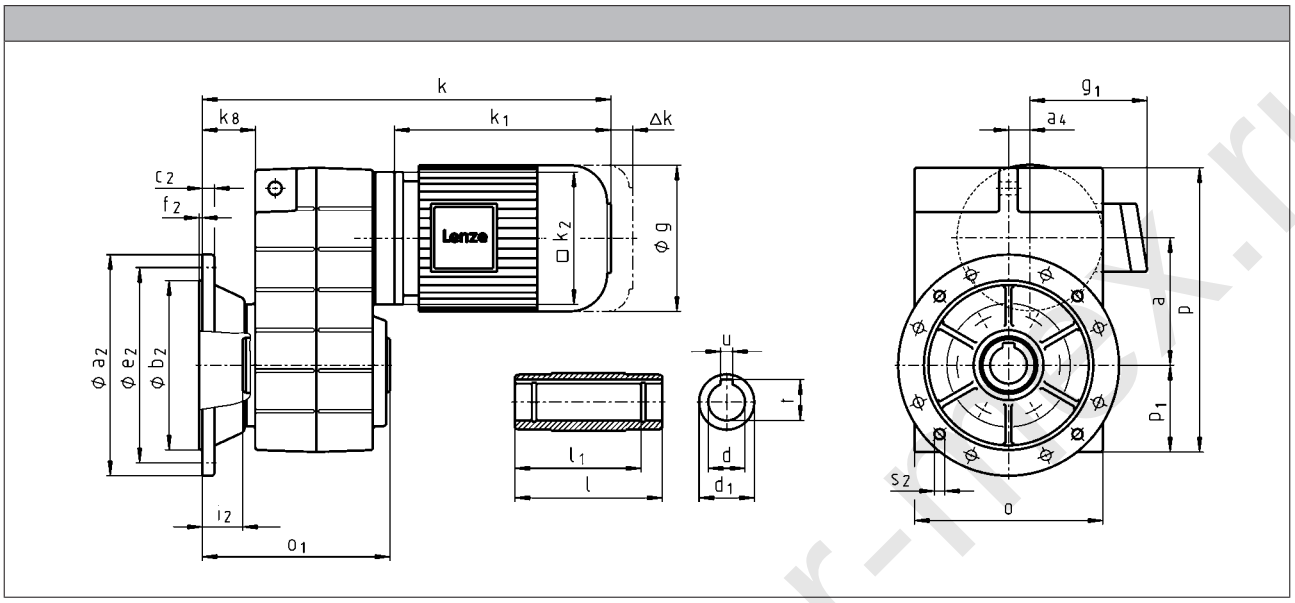

		063C11 063C12 063C31 063C32	063C42	071C11	071C13 071C31 071C32 071C33 071C42	080C11	080C13 080C31 080C32 080C33 080C42	090C11	090C31	090C32	100C12
g		123		139		156		176			194
g_1	MDEMAXX	100		109		150		157			166
	MDEMABR	107		118		132		137			147
k_1	MDEMAXX	187		207		224.5		274		248	309
k_2		120				145		180			
Δ k	MDEMABR	40		52		73		68			76
	MDFMAXX	128									109
	MDFMABR	170		165		183		181			170
		k									
	GFL04	345		365		387					
	GFL05		366	386		409		468		442	503
	GFL06		387		407	430		489		463	524
	GFL07						477	536		510	571
	GFL09								575	549	610
	GFL11										651

www.redukt or-max.ru

GFL shaft-mounted helical gearbox

Technical data



		100C31	100C32 100C41	112C22 112C31	112C32 112C41	132C21 132C22 132C32	160C22	160C32	180C12 180C32	180C42	225C12 225C22
g		194		218		258	310		348		447
g_1	MDEMAXX	166		176		195	210		230		346
	MDEMABR	147		158		187	210		230		346
k_1	MDEMAXX	309		319	363	403	457.5	501.5	561	618	848
k_2		180		222		265			300		
Δ k	MDEMABR	76		90		109.5	105		113		
	MDFMAXX	109		102		115	149			155	213
	MDFMABR	170		183		201.5	179		215		213
		k									
	GFL05	503									
	GFL06	524		540	584						
	GFL07	571		587	631	679	739	783			
	GFL09	610		626	670	718	778	822	881	938	
	GFL11		651	667	711	759	819	863	922	979	1209
	GFL14			712	756	804	864	908	967	1024	1254

	a	a_4	k_8	o[1]	p[1]	p_1
GFL04	90.5	12.5	41.8	148	214	69
GFL05	112.5	18.5	46	165	252	78
GFL06	140	22	55.5	206	315	98
GFL07	173	29	72.5	256	386	118
GFL09	220	37.5	77.5	318	486	149
GFL11	276.5	50	85.5	395	600	181
GFL14	339	65	89.5	490	740	228

	d[2]	d_1	l	l_1	u	t	i_2	o_1	a_2	b_2	c_2	e_2	f_2	s_2
	H7				JS9	+0,2				j7				
GFL04	25 30	45 45	115 115	100 100	8 8	28.3 33.3	33.5 33.5	148 148	160	110	10	130	3.5	4 x 9
GFL05	30 35	50 50	140 140	124 124	8 10	33.3 38.3	33 33	173 173	200	130	12	165	4	4 x 11
GFL06	40 45	65 65	160 160	140 140	12 14	43.3 48.8	42 41	201 201	250	180	15	215	4	4 x 14
GFL07	50 55	75 75	200 200	175 175	14 16	53.8 59.3	55 55	255 255	250 300	180 230	15 17	215 265	4 4	4 x 14 4 x 14
GFL09	60 70	95 95	240 240	210 210	18 20	64.4 74.9	60 60	300 300	350	250	18	300	4	4 x 17.5
GFL11	70 80	105 105	290 290	250 250	20 22	74.9 85.4	60 60	350 350	400 450	300 350	20 22	350 400	5 5	4 x 17.5 8 x 17.5
GFL14	100	135	350	305	28	106.4	60	410	450	350	22	400	5	8 x 18.5

[1] k_2 !
[2] Not suitable for through machine shaft at motor end:
GFL04-2M H□□ 080C□□; d=30
GFL05-2M H□□ 100C□□; d=35
GFL06-2M H□□ 132C□□; d=40/45
GFL07-2M H□□ 160C□□; d=50/55
GFL11-2M H□□ 225C□□; d=80

www.redukto-mex.ru



Dimensions

GFL□□-2M V□R

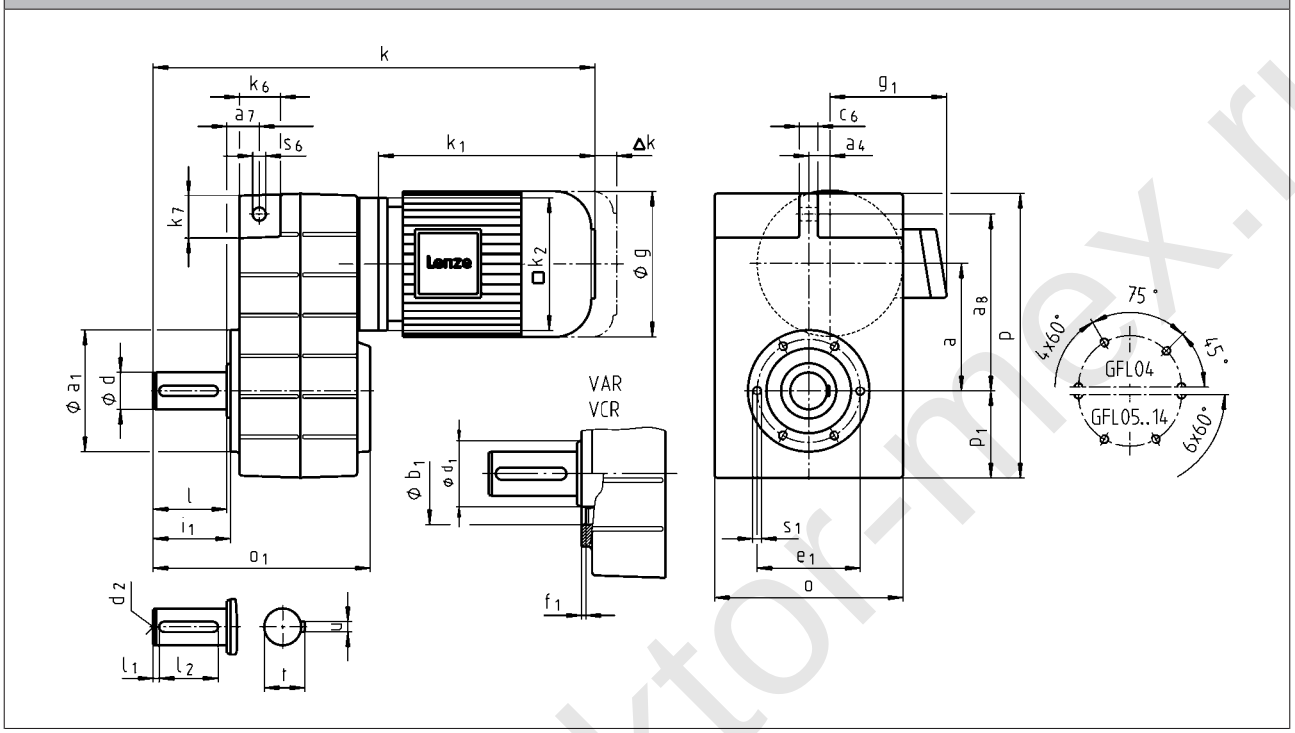

		063C11 063C12 063C31 063C32	063C42	071C11	071C13 071C31 071C32 071C33 071C42	080C11	080C13 080C31 080C32 080C33 080C42	090C11	090C31	090C32	100C12
g		123		139		156		176			194
g_1	MDEMAXX	100		109		150		157			166
	MDEMABR	107		118		132		137			147
k_1	MDEMAXX	187		207		224.5		274		248	309
k_2		120				145		180			
Δ k	MDEMABR	40		52		73		68			76
	MDFMAXX	128									109
	MDFMABR	170		165		183		181			170
		k									
	GFL04	362		382		404		464		438	
	GFL05		393	413		436		495		469	530
	GFL06		426		446	469		528		502	563
	GFL07						522	581		555	616
	GFL09								635	609	670
	GFL11										751

www.redukt0r-mex.ru

GFL shaft-mounted helical gearbox

Technical data



		100C31	100C32 100C41	112C22 112C31	112C32 112C41	132C21 132C22 132C32	160C22	160C32	180C12 180C32	180C42	225C12 225C22
g		194		218		258	310		348		447
g_1	MDEMAXX	166		176		195	210		230		346
	MDEMABR	147		158		187	210		230		346
k_1	MDEMAXX	309		319	363	403	457.5	501.5	561	618	848
k_2		180		222		265	300				
Δ k	MDEMABR	76		90		109.5	105		113		
	MDFMAXX	109		102		115	149			155	213
	MDFMABR	170		183		201.5	179		215		213
		k									
	GFL05	530									
	GFL06	563		579	623						
	GFL07	616		632	676	724	784	828			
	GFL09	670		686	730	778	838	882	941	998	
	GFL11		751	767	811	859	919	963	1022	1079	1309
	GFL14			852	896	944	1004	1048	1107	1164	1394

	a	a_4	a_7	a_8	c_6	k_6	k_7	o[1)]	p[1)]	p_1	s_6
GFL04	90.5	12.5	22.5	128	14	32	35	148	214	69	12.5
GFL05	112.5	18.5	29	155	16	35	38	165	252	78	14
GFL06	140	22	35	195	20	46	46	206	315	98	14
GFL07	173	29	44	240	25	56	56	256	386	118	18
GFL09	220	37.5	50	300	32	70	70	318	486	149	22
GFL11	276.5	50	65	375	40	84	90	395	600	181	26
GFL14	339	65	80	455	50	100	114	490	740	228	32

	d	d	d_1	d_2	l	l_1	l_2	u	t	o_1	a_1	b_1	e_1	f_1	s_1
	k6	m6										H7			
GFL04	25		45	M10	50	6	40	8	28	162.5	110	75	90	3	M6x12
GFL05	30		45	M10	60	6	45	8	33	196.5	118	80	100	4	M8x14
GFL06	40		65	M16	80	7	63	12	43	235.5	140	100	120	4	M10x16
GFL07	50		75	M16	100	8	80	14	53.5	295.5	165	115	140	5	M12x18
GFL09		60	95	M20	120	8	100	18	64	355.5	205	145	175	6	M16x24
GFL11		80	105	M20	160	15	125	22	85	444.5	240	170	205	6	M20x32
GFL14		100	135	M24	200	18	160	28	106	543.5	290	170	250	6	M24x35

[1)] k_2 !

www.redukto-mex.ru



Dimensions

GFL□□-2M VCK

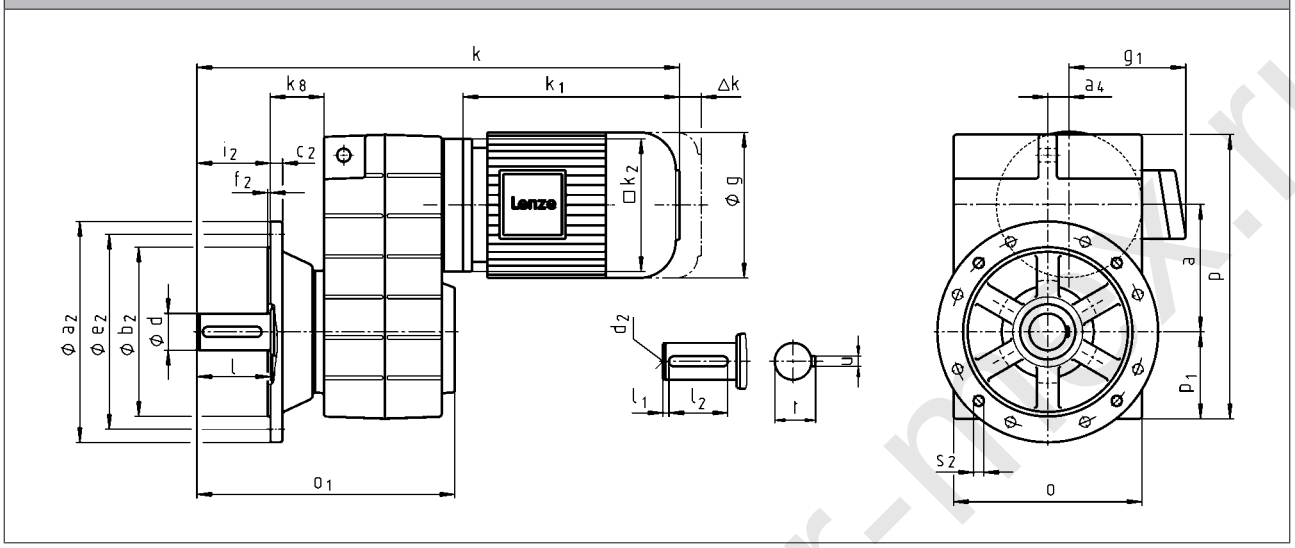

		063C11 063C12 063C31 063C32	063C42	071C11	071C13 071C31 071C32 071C33 071C42	080C11	080C13 080C31 080C32 080C33 080C42	090C11	090C31	090C32	100C12
g		123		139		156		176			194
g_1	MDEMAXX	100		109		150		157			166
	MDEMABR	107		118		132		137			147
k_1	MDEMAXX	187		207		224.5		274		248	309
k_2		120				145		180			
Δ k	MDEMABR	40		52		73		68			76
	MDFMAXX	128									109
	MDFMABR	170		165		183		181			170
		k									
	GFL04	395		415		437		497		471	
	GFL05		426	446		469		528		502	563
	GFL06		467		487	510		569		543	604
	GFL07						577	636		610	671
	GFL09								695	669	730
	GFL11										811

www.redukt-or-max.ru

GFL shaft-mounted helical gearbox

Technical data



		100C31	100C32 100C41	112C22 112C31	112C32 112C41	132C21 132C22 132C32	160C22	160C32	180C12 180C32	180C42	225C12 225C22
g		194		218		258	310		348		447
g_1	MDEMAXX	166		176		195	210		230		346
	MDEMABR	147		158		187	210		230		346
k_1	MDEMAXX	309		319	363	403	457.5	501.5	561	618	848
k_2		180		222		265	300				
Δ k	MDEMABR	76		90		109.5	105		113		
	MDFMAXX	109		102		115	149			155	213
	MDFMABR	170		183		201.5	179		215		213
		k									
	GFL05	563									
	GFL06	604		620	664						
	GFL07	671		687	731	779	839	883			
	GFL09	730		746	790	838	898	942	1001	1058	
	GFL11		811	827	871	919	979	1023	1082	1139	1369
	GFL14			912	956	1004	1064	1108	1167	1224	1454

	a	a_4	k_8	o[1)]	p[1)]	p_1
GFL04	90.5	12.5	41.8	148	214	69
GFL05	112.5	18.5	46	165	252	78
GFL06	140	22	55.5	206	315	98
GFL07	173	29	72.5	256	386	118
GFL09	220	37.5	77.5	318	486	149
GFL11	276.5	50	85.5	395	600	181
GFL14	339	65	89.5	490	740	228

	d	d	d_1	d_2	l	l_1	l_2	u	t	i_2	o_1	a_2	b_2	c_2	e_2	f_2	s_2
	k6	m6											j7				
GFL04	25		45	M10	50	6	40	8	28	50	195.5	160	110	10	130	3.5	4 x 9
GFL05	30		45	M10	60	6	45	8	33	60	229.5	200	130	12	165	4	4 x 11
GFL06	40		65	M16	80	7	63	12	43	80	276.5	250	180	15	215	4	4 x 14
GFL07	50		75	M16	100	8	80	14	53.5	100	350.5	250 300	180 230	15 17	215 265	4 4	4 x 14 4 x 14
GFL09		60	95	M20	120	8	100	18	64	120	415.5	350	250	18	300	4	4 x 17.5
GFL11		80	105	M20	160	15	125	22	85	160	504.5	400 450	300 350	20 22	350 400	5 5	4 x 17.5 8 x 17.5
GFL14		100	135	M24	200	18	160	28	106	200	603.5	450	350	22	400	5	8 x 18.5

[1)] k_2 !

www.redukto-mex.ru



Dimensions

GFL□□-3M H□R

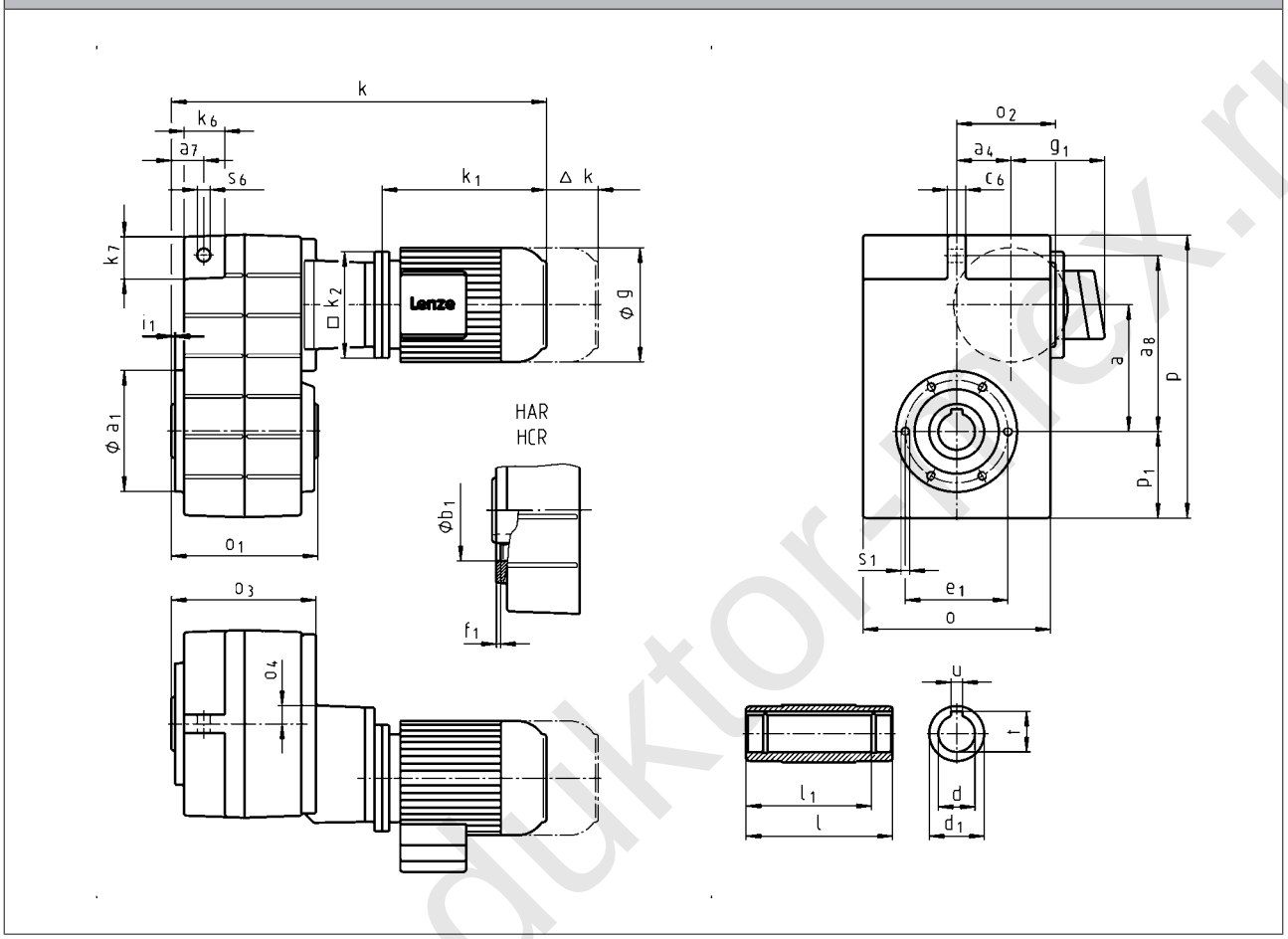

		063C11 063C12 063C31 063C32	063C42	071C11 071C13 071C31 071C32 071C33 071C42	080C11 080C13 080C31	080C32 080C33 080C42	090C11 090C31	090C32	100C12 100C31
g		123		139	156		176		194
g_1	MDEMAXX	100		109	150		157		166
	MDEMABR	107		118	132		137		147
k_1	MDEMAXX	187		207	224.5		274	248	309
k_2		120			145			180	
Δ k	MDEMABR	40		52	73		68		76
	MDFMAXX	128							109
	MDFMABR	170		165	183		181		170
		k							
	GFL05	410		430	452				
	GFL06	440		460	482		542		
	GFL07		484	504	526		586	560	621
	GFL09		536	556	578		638	612	673
	GFL11				638		698	672	733
	GFL14						777	751	812

www.reduktor-flex.ru

GFL shaft-mounted helical gearbox

Technical data



		100C32	100C41	112C22 112C31	112C32	112C41	132C21 132C22 132C32	160C22	160C32
g		194		218			258	310	
g_1	MDEMAXX	166		176			195	210	
	MDEMABR	147		158			187	210	
k_1	MDEMAXX	309		319	363		403	457.5	501.5
k_2		180		222			265	300	
Δ k	MDEMABR	76		90			109.5	105	
	MDFMAXX	109		102			115	149	
	MDFMABR	170		183			201.5	179	
		k							
GFL07			621						
GFL09		673		689		733			
GFL11		733		749	793		841		
GFL14		812		828	872		920	979	1023

	a	a_4	a_7	a_8	c_6	k_6	k_7	o[1)]	o_2	o_3	o_4	p[1)]	p_1	s_6
GFL05	112.5	54.5	29	155	16	35	38	165	106.5	140.5	22.6	252	78	14
GFL06	140	58	35	195	20	46	46	206	111	159.5	20.2	315	98	14
GFL07	173	74	44	240	25	56	56	256	135	199	24	386	118	18
GFL09	220	93.5	50	300	32	70	70	318	170	237.5	27	486	149	22
GFL11	276.5	120	65	375	40	84	90	395	216	284.5	33.5	600	181	26
GFL14	339	154	80	455	50	100	114	490	271	339.5	38	740	228	32

	d	d_1	l	l_1	u	t	i_1	o_1	a_1	b_1	e_1	f_1	s_1
	H7				JS9	+0,2				H7			
GFL05	30 35	50 50	140 140	124 124	8 10	33.3 38.3	4 4	140 140	118	80	100	4	M8x14
GFL06	40 45	65 65	160 160	140 140	12 14	43.3 48.8	5 5	160 160	140	100	120	4	M10x16
GFL07	50 55	75 75	200 200	175 175	14 16	53.8 59.3	5 5	200 200	165	115	140	5	M12x18
GFL09	60 70	95 95	240 240	210 210	18 20	64.4 74.9	5 5	240 240	205	145	175	6	M16x24
GFL11	70 80	105 105	290 290	250 250	20 22	74.9 85.4	6 6	290 290	240	170	205	6	M20x32
GFL14	100	135	350	305	28	106.4	7	350	290	170	250	6	M24x35

[1)] k_2 !

www.redukTor.mex.ru



Dimensions

GFL□□-3M HCK

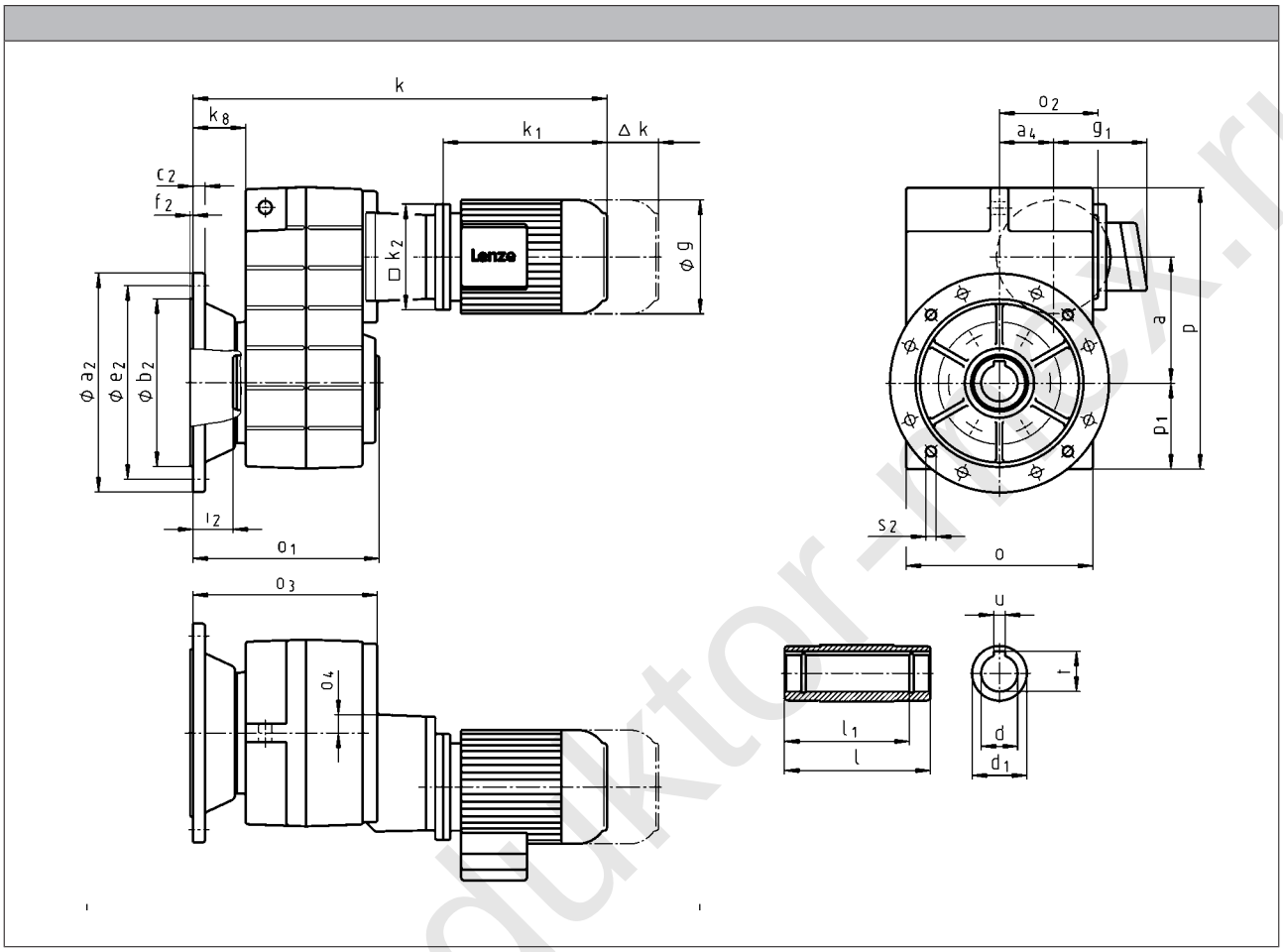

		063C11 063C12 063C31 063C32	063C42	071C11 071C13 071C31 071C32 071C33 071C42	080C11 080C13 080C31	080C32 080C33 080C42	090C11 090C31	090C32	100C12 100C31
g		123		139	156		176		194
g_1	MDEMAXX	100		109	150		157		166
	MDEMABR	107		118	132		137		147
k_1	MDEMAXX	187		207	224.5		274	248	309
k_2		120			145		180		
Δ k	MDEMABR	40		52	73		68		76
	MDFMAXX	128							109
	MDFMABR	170		165	183		181		170
		k							
	GFL05	443		463	485				
	GFL06	481		501	523		583		
	GFL07		539	559	581		641	615	676
	GFL09		596	616	638		698	672	733
	GFL11				698		758	732	793
	GFL14						837	811	872

www.reduktor-mex.ru

GFL shaft-mounted helical gearbox

Technical data



		100C32	100C41	112C22 112C31	112C32	112C41	132C21 132C22 132C32	160C22	160C32
g		194		218			258	310	
g_1	MDEMAXX	166		176			195	210	
	MDEMABR	147		158			187	210	
k_1	MDEMAXX	309		319	363		403	457.5	501.5
k_2		180		222			265	300	
Δ k	MDEMABR	76		90			109.5	105	
	MDFMAXX	109		102			115	149	
	MDFMABR	170		183			201.5	179	
		k							
	GFL07		676						
	GFL09	733		749		793			
	GFL11	793		809	853		901		
	GFL14	872		888	932		980	1039	1083

	a	a_4	k_8	o[1]	o_2	o_3	o_4	p[1]	p_1
GFL05	112.5	54.5	46	165	106.5	173.5	22.6	252	78
GFL06	140	58	55.5	206	111	200.5	20.2	315	98
GFL07	173	74	72.5	256	135	254	24	386	118
GFL09	220	93.5	77.5	318	170	297.5	27	486	149
GFL11	276.5	120	85.5	395	216	344.5	33.5	600	181
GFL14	339	154	89.5	490	271	399.5	38	740	228

	d	d_1	l	l_1	u	t	i_2	o_1	a_2	b_2	c_2	e_2	f_2	s_2
	H7				JS9	+0,2				j7				
GFL05	30 35	50 50	140 140	124 124	8 10	33.3 38.3	33 33	173 173	200	130	12	165	4	4 x 11
GFL06	40 45	65 65	160 160	140 140	12 14	43.3 48.8	42 41	201 201	250	180	15	215	4	4 x 14
GFL07	50 55	75 75	200 200	175 175	14 16	53.8 59.3	55 55	255 255	250 300	180 230	15 17	215 265	4 4	4 x 14 4 x 14
GFL09	60 70	95 95	240 240	210 210	18 20	64.4 74.9	60 60	300 300	350	250	18	300	4	4 x 17.5
GFL11	70 80	105 105	290 290	250 250	20 22	74.9 85.4	60 60	350 350	400 450	300 350	20 22	350 400	5 5	4 x 17.5 8 x 17.5
GFL14	100	135	350	305	28	106.4	60	410	450	350	22	400	5	8 x 18.5

[1] k_2 !

www.redukto-mex.ru



Dimensions

GFL□□-3M V□R

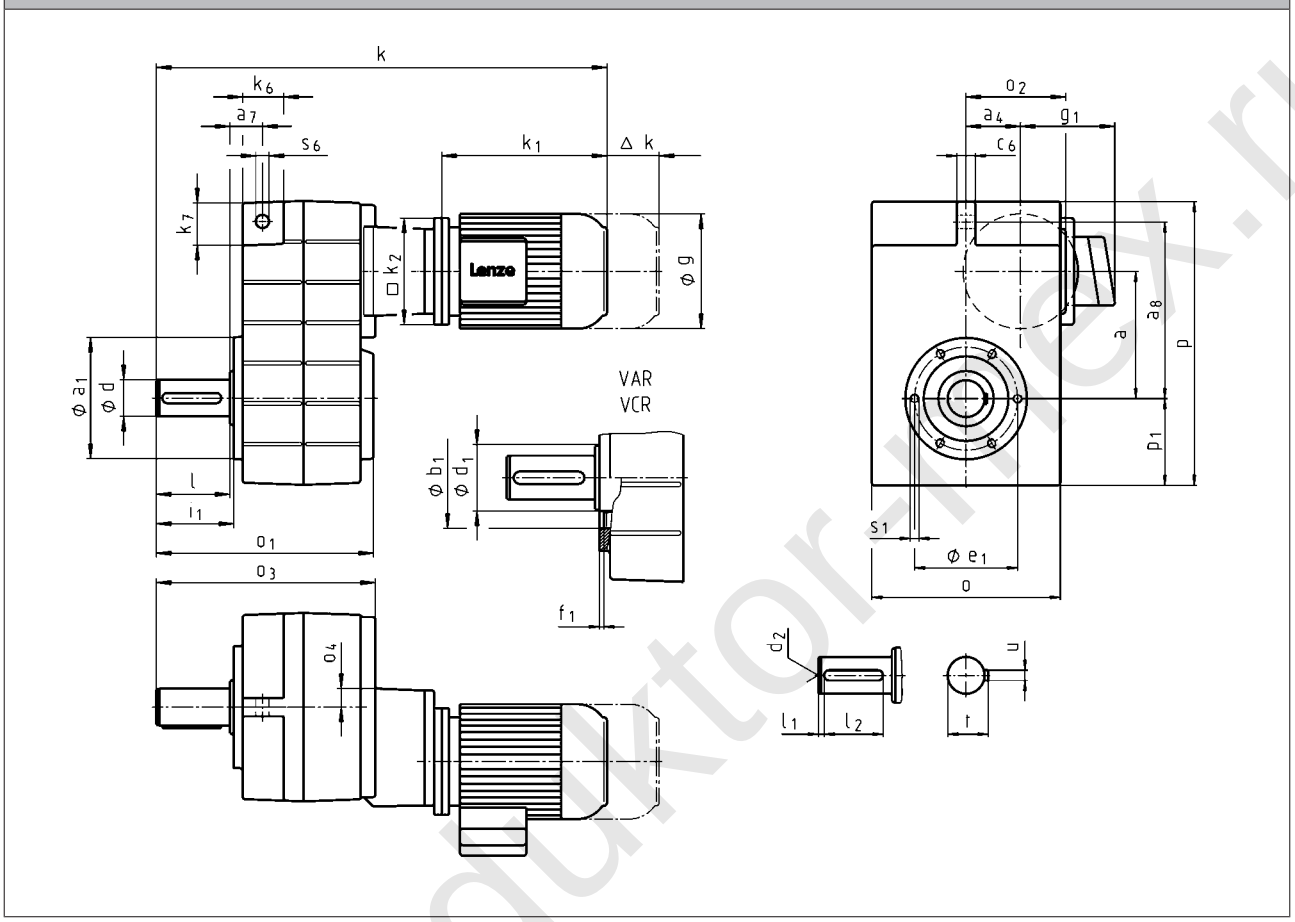

		063C11 063C12 063C31 063C32	063C42	071C11 071C13 071C31 071C32 071C33 071C42	080C11 080C13 080C31	080C32 080C33 080C42	090C11 090C31	090C32	100C12 100C31
g		123		139	156		176		194
g_1	MDEMAXX	100		109	150		157		166
	MDEMABR	107		118	132		137		147
k_1	MDEMAXX	187		207	224.5		274	248	309
k_2		120			145		180		
Δ k	MDEMABR	40		52	73		68		76
	MDFMAXX	128							109
	MDFMABR	170		165	183		181		170
		k							
	GFL05	470		490	512				
	GFL06	520		540	562		622		
	GFL07		584	604	626		686	660	721
	GFL09		656	676	698		758	732	793
	GFL11				798		858	832	893
	GFL14						977	951	1012

www.reduktor-mex.ru

GFL shaft-mounted helical gearbox

Technical data



		100C32	100C41	112C22 112C31	112C32	112C41	132C21 132C22 132C32	160C22	160C32
g		194		218			258	310	
g_1	MDEMAXX	166		176			195	210	
	MDEMABR	147		158			187	210	
k_1	MDEMAXX	309		319	363		403	457.5	501.5
k_2		180		222			265	300	
Δ k	MDEMABR	76		90			109.5	105	
	MDFMAXX	109		102			115	149	
	MDFMABR	170		183			201.5	179	
		k							
GFL07			721						
GFL09		793		809		853			
GFL11		893		909	953		1001		
GFL14		1012		1028	1072		1120	1179	1223

	a	a_4	a_7	a_8	c_6	k_6	k_7	o[1)]	o_2	o_3	o_4	p[1)]	p_1	s_6
GFL05	112.5	54.5	29	155	16	35	38	165	106.5	200.5	22.6	252	78	14
GFL06	140	58	35	195	20	46	46	206	111	239.5	20.2	315	98	14
GFL07	173	74	44	240	25	56	56	256	135	299	24	386	118	18
GFL09	220	93.5	50	300	32	70	70	318	170	357.5	27	486	149	22
GFL11	276.5	120	65	375	40	84	90	395	216	444.5	33.5	600	181	26
GFL14	339	154	80	455	50	100	114	490	271	539.5	38	740	228	32

	d	d	d_1	d_2	l	l_1	l_2	u	t	o_1	a_1	b_1	e_1	f_1	s_1
	k6	m6										H7			
GFL05	30		45	M10	60	6	45	8	33	196.5	118	80	100	4	M8x14
GFL06	40		65	M16	80	7	63	12	43	235.5	140	100	120	4	M10x16
GFL07	50		75	M16	100	8	80	14	53.5	295.5	165	115	140	5	M12x18
GFL09		60	95	M20	120	8	100	18	64	355.5	205	145	175	6	M16x24
GFL11		80	105	M20	160	15	125	22	85	444.5	240	170	205	6	M20x32
GFL14		100	135	M24	200	18	160	28	106	543.5	290	170	250	6	M24x35

[1)] k_2 !

www.redukto-r.mex.ru



Dimensions

GFL□□-3M VCK

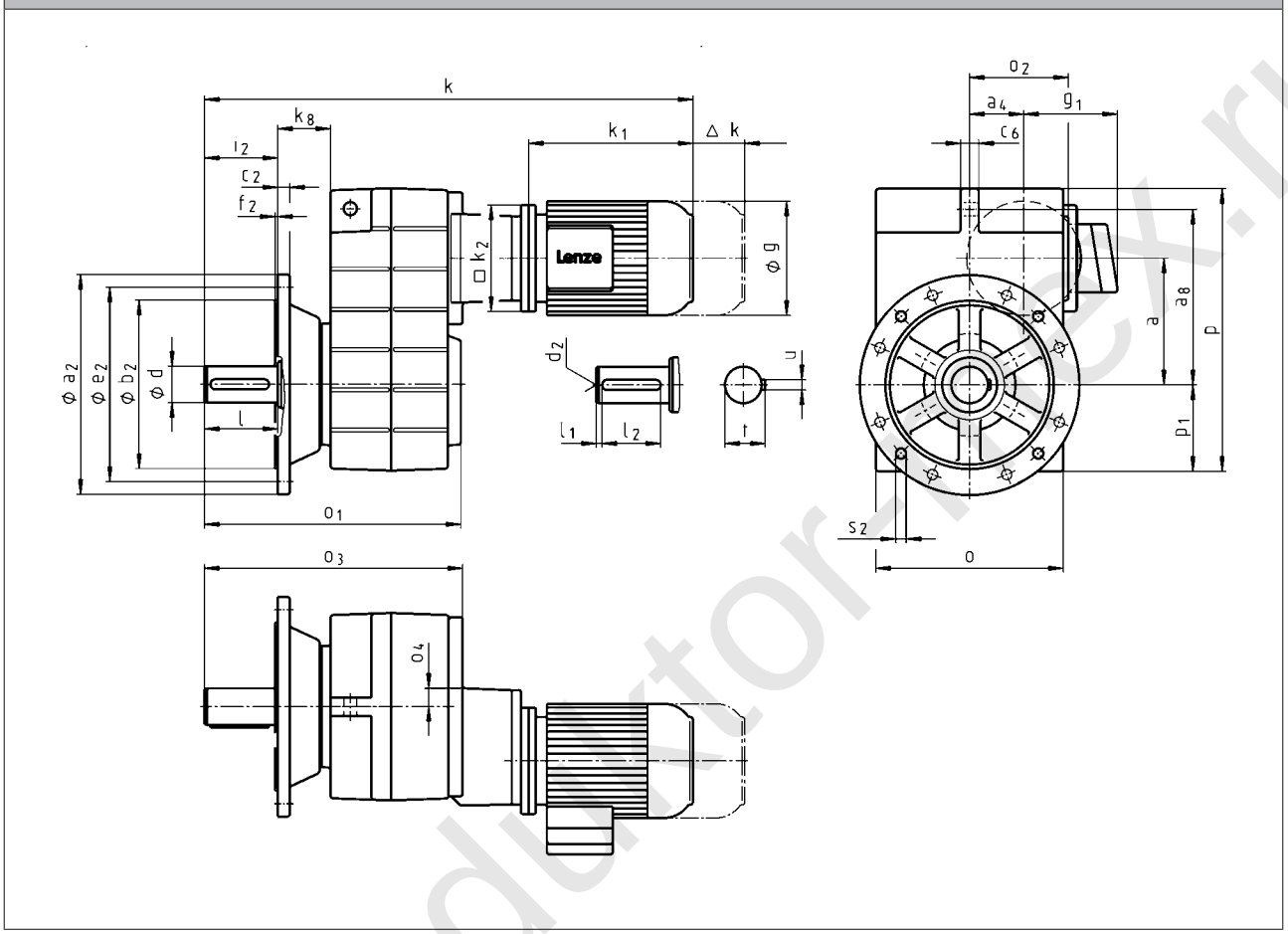

		063C11 063C12 063C31 063C32	063C42	071C11 071C13 071C31 071C32 071C33 071C42	080C11 080C13 080C31	080C32 080C33 080C42	090C11 090C31	090C32	100C12 100C31
g		123		139	156		176		194
g_1	MDEMAXX	100		109	150		157		166
	MDEMABR	107		118	132		137		147
k_1	MDEMAXX	187		207	224.5		274	248	309
k_2		120			145		180		
Δ k	MDEMABR	40		52	73		68		76
	MDFMAXX	128							109
	MDFMABR	170		165	183		181		170
		k							
GFL05		503		523	545				
GFL06		561		581	603		663		
GFL07			639	659	681		741	715	776
GFL09			716	736	758		818	792	853
GFL11					858		918	892	953
GFL14							1037	1011	1072

www.redukTor-flex.ru

GFL shaft-mounted helical gearbox

Technical data



		100C32	100C41	112C22 112C31	112C32	112C41	132C21 132C22 132C32	160C22	160C32
g		194		218			258	310	
g_1	MDEMAXX	166		176			195	210	
	MDEMABR	147		158			187	210	
k_1	MDEMAXX	309		319	363		403	457.5	501.5
k_2		180		222			265	300	
Δ k	MDEMABR	76		90			109.5	105	
	MDFMAXX	109		102			115	149	
	MDFMABR	170		183			201.5	179	
		k							
GFL07			776						
GFL09		853		869		913			
GFL11		953		969	1013		1061		
GFL14		1072		1088	1132		1180	1239	1283

	a	a_4	k_8	o[1]	o_2	o_3	o_4	p[1]	p_1
GFL05	112.5	54.5	46	165	106.5	233.5	22.6	252	78
GFL06	140	58	55.5	206	111	280.5	20.2	315	98
GFL07	173	74	72.5	256	135	354	24	386	118
GFL09	220	93.5	77.5	318	170	417.5	27	486	149
GFL11	276.5	120	85.5	395	216	504.5	33.5	600	181
GFL14	339	154	89.5	490	271	599.5	38	740	228

	d	d	d_1	d_2	l	l_1	l_2	u	t	i_2	o_1	a_2	b_2	c_2	e_2	f_2	s_2
	k6	m6											j7				
GFL05	30		45	M10	60	6	45	8	33	60	229.5	200	130	12	165	4	4 x 11
GFL06	40		65	M16	80	7	63	12	43	80	276.5	250	180	15	215	4	4 x 14
GFL07	50		75	M16	100	8	80	14	53.5	100	350.5	250 300	180 230	15 17	215 265	4 4	4 x 14 4 x 14
GFL09		60	95	M20	120	8	100	18	64	120	415.5	350	250	18	300	4	4 x 17.5
GFL11		80	105	M20	160	15	125	22	85	160	504.5	400 450	300 350	20 22	350 400	5 5	4 x 17.5 8 x 17.5
GFL14		100	135	M24	200	18	160	28	106	200	603.5	450	350	22	400	5	8 x 18.5

[1] k_2 !

www.redukto-mex.ru